













DO YOU WANT TO BUILD A SNOWMAN? IT'S GONNA COST YOU!

	HAT	26¢
	EYES	15¢
	CARROT	7¢
	COAL MOUTH	12¢
	SCARF	12¢
	BUTTONS	8¢
	2 ARMS	30¢
	MITTENS	10¢
	EARMUFFS	5¢
	SHOES	6¢





SUPPLIES NEEDED: To play this game you will need 10 pennies, 3 nickels, 4 dimes and 2 quarters. If you do not have real coins, you can use the paper coins included in this packet, but real coins are recommended. Scissors are required to cut out game pieces.

DIRECTIONS: Cut out all of the snowman pieces. Cut out all of the money pieces. Place all money pieces into the “Wallet” box. Player chooses which pieces they want to put on their snowman, paying for each as they go by placing the correct amount of money per piece into the “Cash Register” box. Place the piece on to the snowman. When player is done building their snowman, count up all of the coins in the cash register to determine how much the snowman cost!

WALLET

**CASH
REGISTER**

